



Hennepin County Transportation Department

ADDENDUM

**TO PLANS, SPECIFICATIONS AND SPECIAL PROVISIONS FOR
CSAH 5 INTERSECTION IMPROVEMENTS
HENNEPIN COUNTY TRANSPORTATION DEPARTMENT**

(To be opened Tuesday, February 28, 2017 at 2:00 P.M.)

ADDENDUM NO. 2

CSAH 5 & 152; C.P. 155401

NOTICE TO ALL BIDDERS:

This addendum shall be attached to the Contract Documents and shall be included as part of said Contract Documents. Items herein shall take precedence over any clauses which they modify in the Contract Documents or portions of plans which they modify or supplement.

PLANS:

See Attachment A – Revised Plan Sheet for the following modifications:

1. Plan Sheet No. S22 TRAFFIC SIGNAL SYSTEM INTERSECTION LAYOUT – **Remove and Replace** with attached Sheet S22R with Last Revision Date 2/17/17.
 - Correct page shift to fully show signal face chart, detector chart, general notes, and EVP detector in front of fire station.

JJT:jj
February 17, 2017
Attachment(s)

Receipt of this addendum must be acknowledged in accordance with the provisions of 1210 of the specifications.

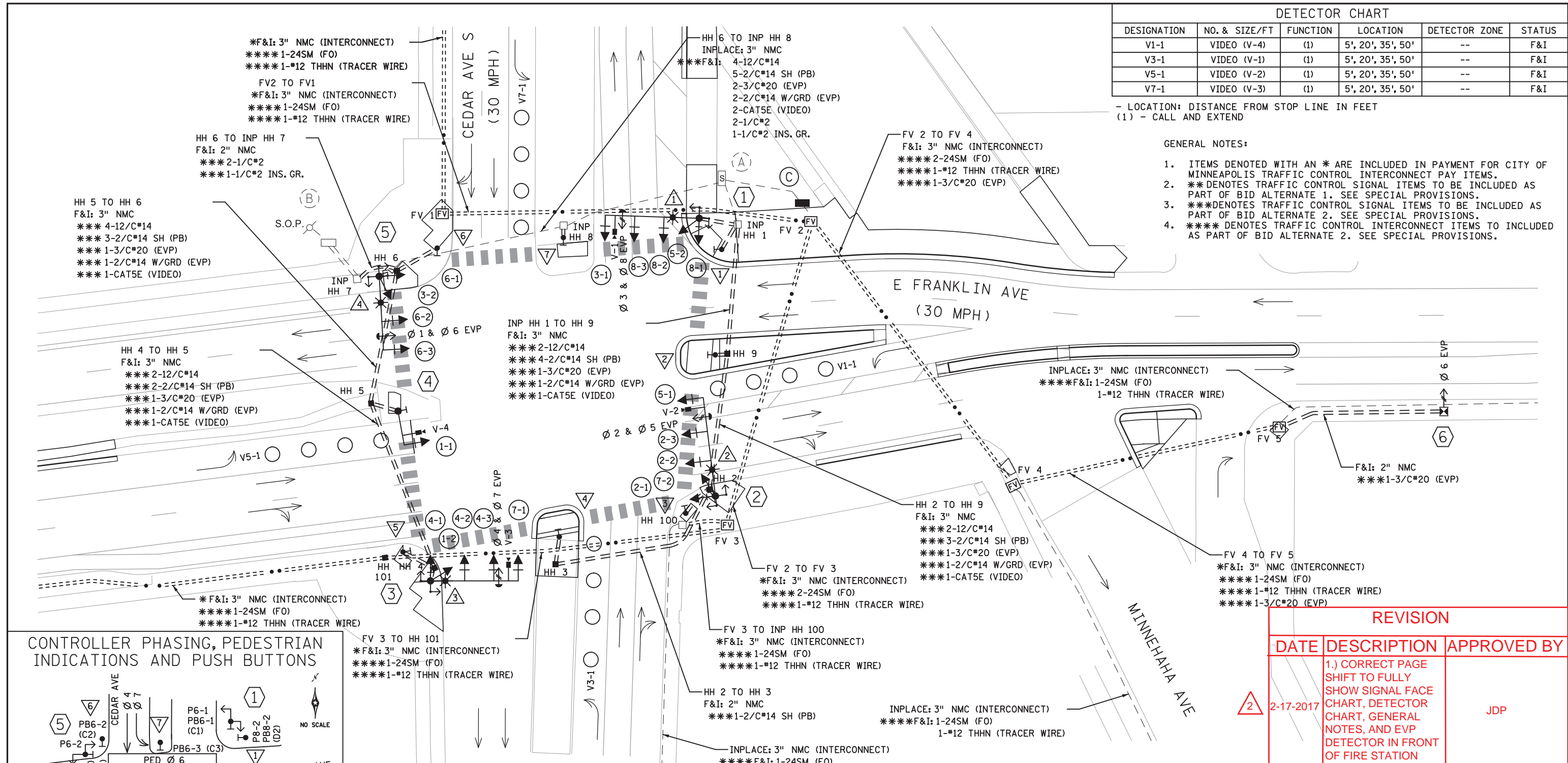
Attachment A – Revised Plan Sheet

DESIGNATION	NO. & SIZE/FT	FUNCTION	LOCATION	DETECTOR ZONE	STATUS
V1-1	VIDEO (V-4)	(1)	5', 20', 35', 50'	--	F&I
V3-1	VIDEO (V-1)	(1)	5', 20', 35', 50'	--	F&I
V5-1	VIDEO (V-2)	(1)	5', 20', 35', 50'	--	F&I
V7-1	VIDEO (V-3)	(1)	5', 20', 35', 50'	--	F&I

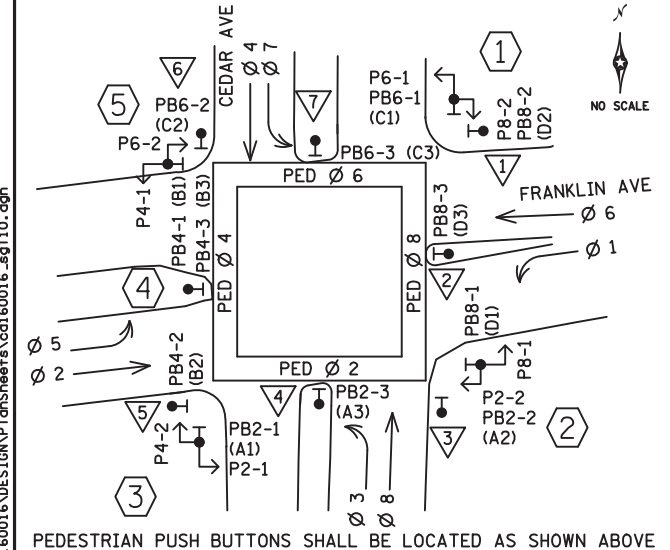
- LOCATION: DISTANCE FROM STOP LINE IN FEET
(1) - CALL AND EXTEND

GENERAL NOTES:

1. ITEMS DENOTED WITH AN * ARE INCLUDED IN PAYMENT FOR CITY OF MINNEAPOLIS TRAFFIC CONTROL INTERCONNECT PAY ITEMS.
2. ** DENOTES TRAFFIC CONTROL SIGNAL ITEMS TO BE INCLUDED AS PART OF BID ALTERNATE 1. SEE SPECIAL PROVISIONS.
3. *** DENOTES TRAFFIC CONTROL SIGNAL ITEMS TO BE INCLUDED AS PART OF BID ALTERNATE 2. SEE SPECIAL PROVISIONS.
4. **** DENOTES TRAFFIC CONTROL INTERCONNECT ITEMS TO BE INCLUDED AS PART OF BID ALTERNATE 2. SEE SPECIAL PROVISIONS.



CONTROLLER PHASING, PEDESTRIAN INDICATIONS AND PUSH BUTTONS



SIGNAL SYSTEM OPERATION

- THE SIGNAL SYSTEM FLASH MODE IS ALL RED.
- NORMAL OPERATION IS 8 PHASE, WITH PHASE(S) 1, 3, 5 & 7 BEING FLASHING YELLOW ARROWS BY TIME OF DAY.
- PHASES 2, 4, 6 & 8 SHALL BE ON VEHICLE AND PED RECALL.

I hereby certify that this plan, specification, or report was prepared by me or under my direct supervision and that I am a duly Licensed Professional Engineer under the laws of the State of Minnesota.
Pr Int Name: **NICK YANGUNST**
Nick Van Gunst
Date: **01/16/17** License #: **44683**

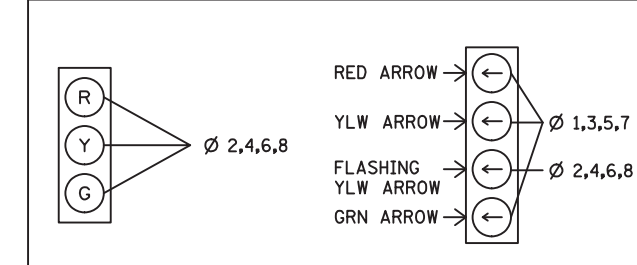
Hennepin
ALLIANT ENGINEERING
233 Park Ave S, Ste 300
Minneapolis, MN 55415
612.758.3080 MAIN
612.758.3099 FAX
www.alliant-inc.com

C.S.A.H. 5/HENNEPIN COUNTY PROJ. 155401 SHEET **S22R**
TRAFFIC SIGNAL SYSTEM INTERSECTION LAYOUT
SYS "A" - E FRANKLIN AVE AND CEDAR AVE **S37**

REVISION		
DATE	DESCRIPTION	APPROVED BY
2-17-2017	1.) CORRECT PAGE SHIFT TO FULLY SHOW SIGNAL FACE CHART, DETECTOR CHART, GENERAL NOTES, AND EVP DETECTOR IN FRONT OF FIRE STATION	JDP



SIGNAL HEAD PHASING



** SIGNAL FACE CHART

SIGNAL FACE	R	Y	G	RLTA	YLTA	FYLT	GLTA
1-1, 1-2				←	←	←	←
2-1, 2-2, 2-3	●	●	●				
3-1, 3-2				←	←	←	←
4-1, 4-2, 4-3	●	●	●				
5-1, 5-2				←	←	←	←
6-1, 6-2, 6-3	●	●	●				
7-1, 7-2				←	←	←	←
8-1, 8-2, 8-3	●	●	●				

-ALL VEHICLE SIGNAL INDICATIONS SHALL BE 12" LED
-EACH MAST ARM MOUNTED SIGNAL HEAD SHALL HAVE A BACKGROUND SHIELD

10:09:05 AM 1/16/2017 ... \P\ansheets\cd160016.dgn